

**Download the full manual 1601M001 Rev# from our website: [www.cosilver.co.za](http://www.cosilver.co.za)**  
 Perhaps you want to make your first batch right away. If you have not already done so, one needs to have purchased good quality **distilled water**.  
 Store made colloidal silver in dark glass bottles and in a cupboard away from sunlight.

## QUICKSTART INSTRUCTIONS

Unpack the product and follow the simple instructions.  
**DO NOT REMOVE OR TAMPER WITH THE WHITE BEADS ON THE ENDS OF THE SILVER ELECTRODES**

- 1) Fill the glass to the mark with distilled water. →  
**(Do not use municipal tap water)**




- 2) Connect the wall supply to the COSILVER generator and plug in at the wall. →




- 3) Place the generator unit on the glass and switch on at the wall socket. →



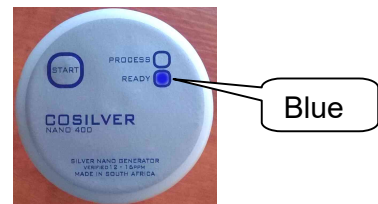
- 4) The red and blue indicators are flashing. →



- 5) Now gently Push the "START" pad for one second and release. Blue will flash ten times and stop. Then Red will flash throughout the process. →



- 6) Leave the unit for up to 12hrs. When the silver water is "Ready", the Blue (Ready) indicator will come on. Switch off at the wall, gently wipe the electrodes clean. Make another batch?? →



High quality distilled water is available throughout South Africa from your local pharmacy/chemist.

**THE WHITE BEADS WILL BECOME GREY OVER TIME. THIS IS NORMAL**

There are absolutely no side effects associated with the use of colloidal silver. When treating severe infections, no harm will result from exceeding the recommended doses

**COSILVER** colloidal silver is completely safe to use externally and as directed when taken internally. Colloidal silver will not cause any pain or sting on an open wound or to the eyes and will have a soothing effect. For external use on cuts, abrasions, skin infections, burns, boils, etc., the amount of colloidal silver applied is not critical. It can be dabbed on with a small pad, sprayed on or massaged into the skin. For warts, saturate a plaster or bandage with colloidal silver and apply. A tooth abscess can be treated by the regular massage of colloidal silver into the infected gum area.

In general terms, the challenge is how to best deliver colloidal silver to the infected area. While external application is simple, internal benefit is derived from holding under the tongue before swallowing recommended amounts, inhaling a spray or mist through the mouth/nose and enema absorption. Disposable syringes (no needles) are very useful and available through chemists and drug stores.

Dosage Table for the **COSILVER 12** – 16ppm colloidal silver.

- ◆ Regular Use Per Day – implies regular daily consumption.
- ◆ Short Term Per Day – implies high dosage for specific treatment and should be taken for no more than 10 days in any month.

Identify your body mass in kg or lb. Scan across the table to see the regular or short term daily dose of colloidal silver that can be taken internally. Use the same table for animals.

RECOMMENDED DAILY LIMIT FOR INGESTION					
Body Mass		Regular Use Per Day		Short Term Per Day	
(kg)	(lb)	teaspoon	tablespoon	teaspoon	tablespoon
10	22	0.5	----	2.5	1.0
20	44	1	----	5.0	1.5
30	66	1.5	0.5	7.5	2.5
40	88	2.0	----	10.0	3.5
50	110	2.5	----	12.5	4.0
60	132	3.0	1.0	15.0	5.0
70	154	3.5	1.0	17.5	6.0
80	176	4.0	1.5	20.0	6.5
90	198	4.5	1.5	22.0	7.5
100	220	5.0	1.5	25.0	8.5
120	264	6.0	2.0	30.0	10.0
140	308	7.0	2.5	35.0	11.5
160	352	8.0	2.5	40.0	13.0
180	396	9.0	3.0	45.0	15.0
200	440	10.0	3.5	50.0	16.5

Colloidal silver is reported to kill more than six hundred and fifty different pathogens within a few minutes of contact. Some examples of common ailments are given in the following table.

**IMPORTANT NOTE:**

When a health professional prescribes antibiotics, one is always instructed to “Finish the course” and of course few do.

One silver particle kills one cell and then can do no more. It is therefore prudent to continue taking or applying colloidal silver for some time after the symptoms have disappeared. One must ensure that all of the infection has been killed off.

A Selection of Common Conditions That Can Be Alleviated or Eliminated by Ionic/Colloidal Silver			
Acne	Dermatitis	Lupus	Shingles
Allergies	Diabetes	Lyme disease	Sinus Infections
Appendicitis	Diarrhea	Lymphangitis	Skin cancer
Athlete's foot	Diaper Rash	Malaria	staph infections
Athritus	Dysentery	Meningitis	Stomach Viruses
Bacterial infection	Ear Infection	Mouth sores	Strep infections
Bed Sores	Eczema	Mouth ulcers	Syphilis
Bladder infection	Encephalitis	Nasal infections	Tetanus Infection
Blood parasites	Eye Infection	Parasitic infections	Thrush
Blood poisoning	Fibrositis	Pink Eye	Thyroid
Boils	Flu	Pleurisy	Tonsillitis
Bubonic plague	Food poisoning	Pneumonia	Toxemia
Burns	Gastroenteritis	Prostate	Tooth abscess
Cancer	Gonorrhea	Pruritus Ani	Tooth infections
Candida	Gum infections	Psoriasis	Tuberculosis
Chilblains	Hay fever	Purulent ophthalmia	Ulcerated stomach
Cholera	Herpes	Respiratory infections	Urinary infections
Cold sore	Hiv/Aids	Rhinitis	Viruses - all forms
Colitis	Impetigo	Ringworm	Warts
Common cold	Indigestion	Scarlet fever	Whooping Cough
Conjunctivitis	Keratitis	Seborrhea	Yeast infections
Cystitis	Leprosy	Septic conditions	
Dandruff	Leukemia	Septicemia	